



2021 Participant Guide

INTRODUCTION TO 2021 MAIN VIRTUAL SEASON

With a commitment to the health and safety of all students and educators, MAIN and USBands are pleased to announce an arrangement for a cooperative effort with v-USBands serving as the virtual platform for the upcoming 2021 color guard season.

Through this collaborative arrangement, MAIN will be providing performance opportunities for its member groups utilizing WGI rules and regulations as a sanctioned Circuit Partner. WGI-credentialed and MAIN approved adjudicators will be assigned and supported through this virtual season by USBands and the pageantry arts network established earlier this year.

By utilizing the same platform as nearly 150 schools this past fall, MAIN members will have full access to the v-USBands platform including a seamless registration process, adjudication commentary provided through Competition Suite and video hosting by FloMarching including a weekly awards ceremony.

The 2021 MAIN virtual season will begin February 20 and continue through May 1st with a potential in-person Showcase event in May, pending compliance with all health and safety restrictions at that time. All events through the season will feature competition in Group, Small Ensemble, Standstill and e-Showcase. As a bonus, for the weeks of March 6-7, March 20-21, April 3-4 and April 24-25, Solo performers will be invited to submit their videos for evaluation.

PURPOSE OF THE PARTICIPANT GUIDE

This guide will serve as an informational resource for participants of the 2021 MAIN virtual season. The purpose of this guide is to provide direction on the types of evaluation offered, information on registration, adjudication, video upload protocol and other necessary operational guidance.

For information on MAIN rules and regulations, please refer to the [MAIN Website](#) and the [MAIN Rulebook](#).

IMPORTANT DATES FOR 2021

February 3: Registration Opens for the MAIN-USBands Virtual Performance season
 Registration for each week closes 7 days prior to the video submission date.

EVENT	REGISTRATION DEADLINE (By 11:59pm ET)	VIDEO SUBMISSION DEADLINE (By 11:59pm ET)	ADJUDICATION DATES	FLOMARCHING DATES
Week 1 Group, Ensemble, Standstill, E-Showcase	Mon Feb 8	Mon Feb 15	Feb 16-18*	Feb 20-21
Week 2 Group, Ensemble, Standstill, E-Showcase	Mon Feb 15	Mon Feb 22	Feb 23-25*	Feb 27-28
Week 3 Group, Ensemble, Standstill, E-Showcase, Solo	Mon Feb 22	Mon Mar 1	Mar 2-4*	Mar 6-7
Week 4 Group, Ensemble, Standstill, E-Showcase	Mon Mar 1	Mon Mar 8	Mar 9-11*	Mar 13-14
Week 5 Group, Ensemble, Standstill, E-Showcase, Solo	Mon Mar 8	Mon Mar 15	Mar 16-18*	Mar 20-21
Week 6 Group, Ensemble, Standstill, E-Showcase	Mon Mar 15	Mon Mar 22	Mar 23-25*	Mar 27-28
Week 7 Group, Ensemble, Standstill, E-Showcase, Solo	Mon Mar 22	Mon Mar 29	Mar 30-Apr 1*	Apr 3-4
Week 8 Group, Ensemble, Standstill, E-Showcase	Mon Mar 29	Mon Apr 5	Apr 6-8*	Apr 10-11

WGI Finals April 17-18

Week 9 Group, Ensemble, Standstill, E-Showcase	Mon Apr 12	Mon Apr 19	Apr 20-22*	Apr 24-25
Week 10 Group, Ensemble, Standstill, E-Showcase	TBD Will run concurrently with End of Season Showcase	***	***	TBD
END OF SEASON SHOWCASE	TBD	***	In Person	TBD

Commentary will be sent to Directors via Competition Suite as the judging is completed for that class and no later than 12noon on the Friday following adjudication.

Definitions:

Registration Date: Date by which director confirms participation by individuals, ensembles and groups

Submission Date: Date by which all submissions from schools will need to be confirmed by USBands & FloMarching. 11:59pm Eastern.

Adjudication Dates: Dates that adjudicators provide evaluation on submitted videos. Commentary will be provided to the Director upon the completion of the evaluation by Class.

FloMarching Dates: Dates videos will be available for viewing on FloMarching from 9AM Saturday to 11:59PM Sunday each week.

TYPES OF PARTICIPATION

MAIN is excited to offer virtual performance opportunities in conjunction with USBands for soloists, ensembles and groups of all sizes and skill levels.

Performance opportunities have been created to incorporate Winter Guard International evaluation criteria for Soloists, Ensembles, E-Showcase, and Groups. Details follow on each of the categories below.

SOLO

Evaluated by 1 Adjudicator

Please reference the Judging Criteria portion of the Participant Guide for additional details. Please reference the Important Dates portion of the Participant Guide for dates available for solo competition.

Solo Color Guard categories are **Flag, Rifle, Sabre, Movement, and Multi-Equipment** (any combination of two or more or flag, rifle, sabre, and/or dance.) Flag, Rifle, and Sabre performances must use authorized equipment as defined in the current WGI Color Guard Adjudication Manual and Rulebook.

Age Categories: 13 and Under 14-18 19+

Competitive

- Performer(s) will receive recorded feedback through the performance and summary comments.

Non-Competitive

- If choosing the “Non-Competitive” class, videos will be hosted on FloMarching. Soloist will be delivered evaluator feedback based on the same criteria as Solo Competitive, but will not receive scores/rankings/ratings or assessments.

ENSEMBLE

(Any combination of performers - Minimum of 2) - Evaluated by 1 Adjudicator. Please reference the Judging Criteria portion of the Participant Guide for additional details.

[Example: The Ensemble Category is intended for groups who are not performing the traditional winterguard show, but are providing an opportunity for training and growth. The groups may be working in a room other than a gym (i.e. stage, bandroom, cafeteria.)]

Classifications - are based on age of the participant (or oldest participant in Ensemble) as of Jan 1 of the competition year:

13 years old and under 14-18 years old 19 years old and above

Color Guard Ensemble categories are **Flag Ensemble, Weapon Ensemble, Movement Ensemble,** and **Mixed Ensemble** (any combination of two or more or flag,

rifle, sabre, and/or dance.)

MAIN will offer two types of Ensemble:

Staged (with Choreography and movement)

Standstill (Choreography with no movement or change of staging)

Competitive

- Directors will receive recorded feedback through the performance and summary comments as well as ratings and assessments.

NonCompetitive - Evaluated by 2 Adjudicators

- If choosing the “Non-Competitive” class, videos will be hosted on FloMarching. Unit will be delivered evaluator feedback based on the same criteria as Ensemble Competitive, but will not receive scores/rankings/ ratings or assessments.

GROUPS

(Groups may have no less than 5* members and maximum of 30 for all groups except World which may have up to 40 members) Evaluated by 2 Adjudicators

Scholastic: Middle School, Novice, Regional A, A, Open, and World

Independent: Junior, Novice, Regional A, A, Open, and World

Competitive

- Directors will receive recorded feedback through the performance and summary comments as well as ratings and assessments.

Non-Competitive

- If choosing the “Non-Competitive” class, videos will be hosted on FloMarching. Group will be delivered evaluator feedback based on the same criteria as Group Competitive, but will not receive scores/rankings/ ratings or assessment charts.

eSHOWCASE - Evaluated by 1 Adjudicator

The eShowcase is intended for the group who will be using different video angles and editing.

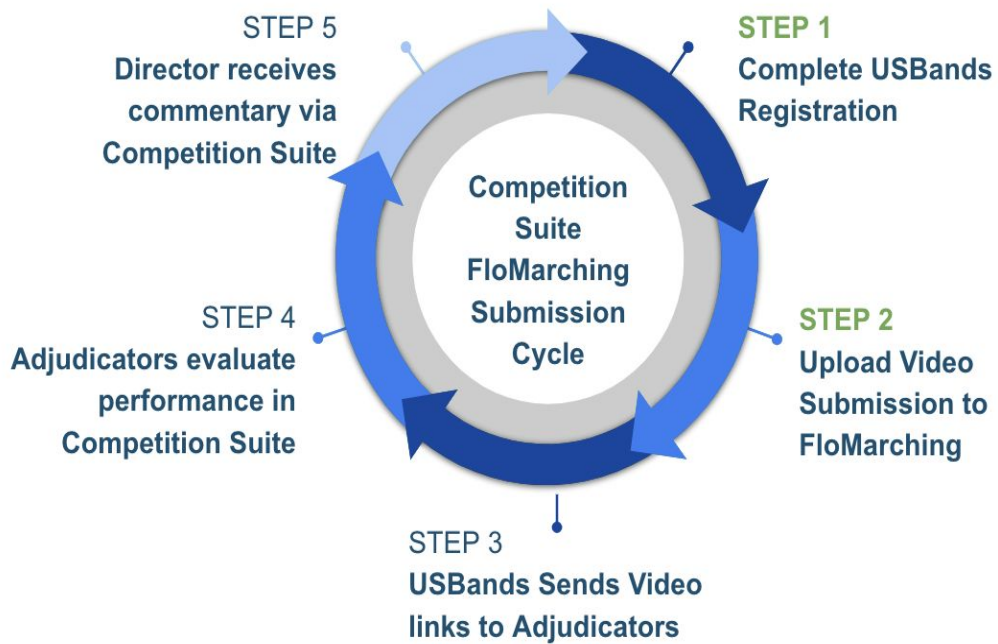
Commentary will be provided with no ranking or rating

MASK POLICY

MAIN's top priority this season is to provide an avenue of performance for our members while maintaining safe practices to protect all participants. With this in mind, and in keeping with CDC recommendations, it is expected that all performers will be wearing masks for video performances. There are many options available that can be coordinated with your programs, and there are athletic-specific masks available to allow more comfort for your performers if you so choose. If you have any questions, please do not hesitate to contact the Executive Board at maincolorguards@gmail.com

VIDEO SUBMISSION GUIDELINES

VIDEO SUBMISSION CYCLE OVERVIEW



GUIDELINES

	Soloist	Ensembles (Staged and Standstill)	E-Showcase	Groups
Masks Required	** see statement below	Yes	** see statement below	Yes
Minimum Performance Time	1:30 minutes	1:30 minutes	No	No
Maximum Performance Time	3:00 minutes	4:30 minutes	8:00 minutes (Maximum File time 10 minutes)	JR/MS 4.5 minutes Regional A 4.5 minutes A Class 5.5 minutes Open 6.5 minutes World 7.5 minutes
Judging begins with first note or movement	Yes	Yes	Yes	Yes
Video Editing allowed	No*	No*	Yes	No*

* No video editing, panning or zooming allowed. Overlaying your soundtrack on top of your video is the only editing allowed for Groups/Ensembles/Solos

** If in a public setting OR if more than one performer is present a mask would be expected, but if in a private setting as an individual the performer may be maskless.

VIDEO ANNOUNCEMENT GUIDELINES

SOLOISTS

MAIN would like for each soloist to make the following announcement at the beginning of their performance.

“Hello, my name is _____, and I am proud to
(First Name, Last Name)
 present my _____ solo,
(Type of solo, i.e. Flag, Mixed Equipment, Weapon)
 _____.”
(Name of Piece of Music or Show Title)

Please speak in a clear and concise voice, enunciating the words so that they will be heard on the recording.

ENSEMBLES/GROUPS

MAIN would like for each ensemble and group to include the following announcement at the beginning of their performance.

“Presenting their program, _____,”

(Show Title)

MAIN is proud to present _____.”

(Ensemble Name/Group Name)

Ensembles and groups, may select any individual to make this announcement. This individual should speak in a loud, clear voice; enunciating the words so that they will be heard on the recording. If you choose to do this announcement live (instead of having it added to your soundtrack), this individual should be as close to the recording device as possible so as to be heard prior to the start of the performance.

VIDEO SUBMISSION RULES

Performance for all non-E-Showcase submissions including soloists, ensembles and groups should be:

- Single unedited video
- Single shot focused on the performers; All performers should be included in the frame
- Simply recorded and not enhanced
- No panning or zoom should be used

E-Showcase entries can utilize a full range of editing and video effects in accordance with WGI rules and regulations.

ADJUDICATION

Standards are in place to ensure an educational experience for all participating ensembles.

GROUP ADJUDICATION

The Groups will be viewed by two adjudicators. One Judge will focus on Program, the other judge will focus on Skills. The Video submitted may be viewed multiple times by each judge.

Each Judge will offer Ratings for 3 Sub-Captions

Program:

1. Repertoire
2. Composition
3. Performance

Skills:

1. Equipment Vocabulary
2. Movement Vocabulary
3. Achievements

Rating options will indicate 5 possible levels of achievement, each with an assigned value:

Superior	1
Excellent	2
Good	3
Fair	4
Limited	5

The 6 Sub-Caption Ratings will be added to create a Final Rating Value. The Final Rating Value will determine the Overall Rating for the color guard.

Superior	6-9
Excellent	10-15
Good	16-21
Fair	22-27
Limited	28-30

COLOR GUARD



Name/ Ensemble Name _____												
WORLD CLASS: Advanced/Virtuosic/Standard Setting						OPEN CLASS: Intermediate/Advanced						
A CLASS: Intermediate						JUNIOR/REGIONAL A CLASS: Introductory/Beginning						
STYLISTIC DIVERSITY IS TO BE ENCOURAGED WITH ALL STYLISTIC CHOICES GIVEN EQUAL POTENTIAL FOR SUCCESS.												
The points below are derived from the concepts of IA Equipment and IA Movement as described in the 2020 WGI Adjudication Manual. "Achievements" considers both EQ and MVT.												
RATING GUIDE – The performer demonstrates:												
They are in discovery, with a narrow and sparse application of principles. 5 LIMITED		A compartmentalized understanding with mostly singular applications of principles. 4 FAIR			A working/growing understanding and inconsistently applies principles. 3 GOOD			A full understanding and consistently applies principles. 2 EXCELLENT		A comprehensive understanding and constantly applies principles. 1 SUPERIOR		
All of 5 All of the time	All of 5 All of the time Some of 4 Some of the time	Most of 4 Most of the Time	All of 4 All of the Time	All of 4 All of the time Some of 3 Some of the time	Most of 3 Most of the Time	All of 3 All of the Time	All of 3 All of the time Some of 2 Some of the time	Most of 2 Most of the Time	All of 2 All of the Time	All of 2 All of the time Some of 1 Some of the time	Most of 1 Most of the Time	All of 1 All of the Time
Tolerance Spectrum Thresholds												
EQUIPMENT VOCABULARY <i>The 'Equipment Skills'</i> The cumulative equipment skills, the challenges presented by their connections, as well as the contexts within which the skills are presented.									EQUIPMENT VOCABULARY RATING			
MOVEMENT VOCABULARY <i>The 'Movement Skills'</i> The cumulative movement skills, the challenges presented by their connections, as well as the contexts within which the skills are presented.									MOVEMENT VOCABULARY RATING			
ACHIEVEMENTS <i>The 'Degree of Excellence'</i> The successful execution of all equipment and movement challenges placed before the performers.									ACHIEVEMENTS RATING			
									FINAL RATING VALUE			



COLOR GUARD



Name/ Ensemble Name _____														
WORLD CLASS: Advanced/Virtuosic/Standard Setting							OPEN CLASS: Intermediate/Advanced							
A CLASS: Intermediate							JUNIOR/REGIONAL A CLASS: Introductory/Beginning							
STYLISTIC DIVERSITY IS TO BE ENCOURAGED WITH ALL STYLISTIC CHOICES GIVEN EQUAL POTENTIAL FOR SUCCESS.														
The points below are derived from the concepts of IA Equipment and IA Movement as described in the 2020 WGI Adjudication Manual. "Achievements" considers both EQ and MVT.														
RATING GUIDE - The performer demonstrates:														
They are in discovery, with a narrow and sparse application of principles. 5 LIMITED			A compartmentalized understanding with mostly singular applications of principles. 4 FAIR			A working/growing understanding and inconsistently applies principles. 3 GOOD			A full understanding and consistently applies principles. 2 EXCELLENT			A comprehensive understanding and constantly applies principles. 1 SUPERIOR		
All of 5 All of the time	All of 5 All of the time Some of 4 Some of the time	Most of 4 Most of the time	All of 4 All of the time	All of 4 All of the time Some of 5 Some of the time	Most of 3 Most of the time	All of 5 All of the time	All of 3 All of the time Some of 2 Some of the time	Most of 2 Most of the time	All of 2 All of the time	All of 2 All of the time Some of 1 Some of the time	Most of 1 Most of the time	All of 1 All of the time		
Tolerance Spectrum Thresholds														
REPERTOIRE <i>The 'Creation'</i> The totality of Effect components, the creativity of their arrangement over time, and the overall effectiveness of all creative efforts										REPERTOIRE RATING				
COMPOSITION <i>The 'Blueprint'</i> The exploration of all observable elements and their relationships, over time, through kinetic design.										COMPOSITION RATING				
PERFORMANCE <i>The 'Communication of the Idea'</i> The Performers' ability to understand and fulfill the Creation and Design so that both may be seen as one, then elevated through successful delivery to the virtual audience.										PERFORMANCE RATING				
FINAL RATING VALUE														



SOLO AND ENSEMBLE ADJUDICATION

Each Soloist and Ensemble will be viewed by 1 Judge. The Video submitted may be viewed multiple times by each judge.

The Judge will offer Ratings for 3 Sub-captions

- Vocabulary • Execution • Program

Options will indicate 5 possible levels of achievement, each with an assigned value

Superior	1
Excellent	2
Good	3
Fair	4
Limited	5

The 3 Ratings will be added together to create a Final Rating Value. The Final Rating Value will determine the Overall Rating for the Soloist and Ensemble.

Superior	3-4
Excellent	5-7
Good	8-10
Fair	11-13
Limited	14-15

solo & small ensemble

COLOR GUARD



Name/ Ensemble Name _____															
13 & UNDER				14-18				19 & UP							
Solo Flag			Solo Rifle			Solo Sabre			Solo Movement			Solo Mixed			
Flag Ensemble				Weapon Ensemble				Movement Ensemble				Mixed Ensemble			
RATING GUIDE - The performer demonstrates:															
They are in discovery, with a narrow and sparse application of principles.			A compartmentalized understanding with mostly singular applications of principles.			A working/growing understanding and inconsistently applies principles.			A full understanding and consistently applies principles.			A comprehensive understanding and constantly applies principles.			
5 LIMITED			4 FAIR			3 GOOD			2 EXCELLENT			1 SUPERIOR			
<small>All of 5 All of the Time</small>	<small>All of 5 All of the time Some of 4 Some of the Time</small>	<small>Most of 4 Most of the Time</small>	<small>All of 4 All of the Time</small>	<small>All of 4 All of the time Some of 3 Some of the Time</small>	<small>Most of 3 Most of the Time</small>	<small>All of 3 All of the Time</small>	<small>All of 3 All of the time Some of 2 Some of the Time</small>	<small>Most of 2 Most of the Time</small>	<small>All of 2 All of the Time</small>	<small>All of 2 All of the time Some of 1 Some of the Time</small>	<small>Most of 1 Most of the Time</small>	<small>All of 1 All of the Time</small>			
Tolerance Spectrum Thresholds															
VOCABULARY <ul style="list-style-type: none"> • Variety of Skills • Demand • Dynamic Range • Ability to Phrase • Challenge of Context and Connections 									VOCABULARY RATING						
EXECUTION <ul style="list-style-type: none"> • Excellence of Achievements • Compatability • Confidence • Proof of Kinesthetic Awareness (Ensembles) 									EXECUTION RATING						
PROGRAM <ul style="list-style-type: none"> • Creativity, Artistry & Entertainment Value • Communication & Showmanship • Style • Crafting • Production Values 									PROGRAM RATING						
									FINAL RATING VALUE						



Copyright © 2020 by Winter Guard International, Inc. (WGI). All rights reserved. No part of this document may be reproduced or transmitted in any form or by any means, electronic or mechanical, including photocopying, recording, or by any information storage and retrieval systems, without permission in writing from the publishers. Published by Winter Guard International, Inc., Dayton, OH

RESULTS • RECAPS • AWARD CEREMONIES

- Ratings announced for the entire class
- No scores will be announced. No recaps will be given. A list of ratings will be made available.
- Commentary will be sent to Directors via Competition Suite as the judging is completed for that class and no later than 12noon on the Friday following adjudication.
- Pre-produced Award Ceremony video event on FloMarching to be hosted Sunday evening at 7:00PM ET each week

MAIN VIRTUAL PERFORMANCE PARTICIPATION

Registration fees for the MAIN 2021 virtual season are as follows:

- 2021 Annual Membership Dues – \$175 includes
 - (4) Group Video Submissions OR
 - (6) Ensemble, Standstill or E-Showcase Submissions OR
 - (8) Soloist Video Submissions
- Additional Submissions
 - Group - \$40 per submission
 - Ensemble (Staged or Standstill) or E-Showcase – \$30 per submission
 - Individual – \$20 per submission

A unit may do one event for the “Additional Submissions” fee, but if they would like to do more than one show they must join as a MAIN member.

Any variation of adding or withdrawing from events, please send an email to marching@usbands.org or call 925-689-2918.

WITHDRAWAL FROM 2021 MAIN EVENTS

Due to the nature of the current health and safety concerns as well as potential technical challenges that may arise from virtual participation, any soloist, ensemble, eShowcase or group may withdraw from a 2021 MAIN event up to the video submission deadline.

MAIN and USBands have created a Withdrawal Form in the event a soloist, ensemble, eShowcase, or group is unable to submit a video for evaluation during a week they have registered to participate.

By completing this form, the soloist, ensemble, eShowcase, or group will have the registration for their withdrawn performance applied to a future submission. There will not be a financial penalty for withdrawing.

All soloists, ensembles, eShowcase, and groups should complete this form if they are not submitting a video in order to notify the adjudicators and staff.

The link to the MAIN-USBands Withdrawal Form can be found here:

<https://forms.gle/hSiC369TPLUoLMiq7>

IN-PERSON SHOWCASE ELIGIBILITY

Ensembles and Groups will need to participate in at least (1) Virtual MAIN event prior to the event and be a full MAIN member with a bond on file to become eligible to participate in the in-person Showcase.

REGISTRATION & VIDEO SUBMISSION

Step 1: Create your profile and add your Unit

(This section only needs to be completed once. After you create your profile, should you wish to register for additional events, you can skip to Step 2.)

1. Go to the USBands.org website
2. In the upper left corner of the home page you will see a place to “Sign In”
3. This will take you to a page where you can sign in or if this is your first time, you will see the option to “Create a New Account” at the bottom of the page in red.
4. You will be asked to enter your name, email and a password. You are creating a personal account, you will add your ensemble to your account in the next step.
5. The page you will now see will look like this:

Dashboard

Test Test

My Profile

Email and Password

Add a Band

TO DO for Test Test:

 Add a Band

Under **Profile** you can add information such as your address, phone number, picture. The Email and Password section is there if you need to change this Information.

Add a Band is where you will add your ensemble... Guard. Complete the information requested. Independent Guards should put Independent in where it asks for the School Name. If you are entering more than one unit, please add each one separately.

- When you click on “Save” you will be taken to your groups profile page. It will look something like this:

<p>Band Information</p> <p>Band Name * <input type="text" value="Test Colorguard"/></p> <p>School Name * <input type="text" value="N/A"/></p> <p>School Address * <input type="text" value="Test address"/></p> <p>City * <input type="text" value="Test city"/></p> <p>State * <input type="text" value="PA"/></p> <p>Zip * <input type="text" value="18977"/></p> <p>Description <input type="text"/></p>	<p>Billing Information</p> <p>Billing Name <input type="text"/></p> <p>Billing Address <input type="text"/></p> <p>Billing City <input type="text"/></p> <p>Billing State <input type="text"/></p> <p>Billing Zip <input type="text"/></p> <p><input type="button" value="Save"/></p>
---	---

On the side will be a dashboard.

You will be able to check information for your group here.


Dashboard


Test Test


My Profile


Email and Password


Test Colorguard

 General Info

 Productions

 Events

 Invoices

 Managers

Add a Band

Click on the **Productions tab**. It will take you to a place to enter your 2021 Show information. Click on the red Missing Information link. (Be certain to add the production info for the unit you are working with, if you have more than one unit each will appear separately in your dashboard.)

You will now be able to fill out the name of your production, a short description, name of the musical selections you will be using, any acknowledgements (staff, etc.) and any special notes that you would like to share. There will be a place at the bottom to confirm the number of performers and type of ensemble.

You will choose **Color Guard** from the drop down list. A second drop down list will appear where you will be able to select the division in which you will be competing.

7. If you wish to add other staff to be able to access your ensemble information, you can do this under the **Managers Tab**.
8. Once you have created your ensemble you can register for events. You only need to create the profile the first time you register.

Step 2: Registration

1. Click on the link at the top of the page that says **MAIN EVENTS**.
2. You will see a list of all of the virtual events for the season. Click on the event you wish to register for.
3. You will be taken to that event's registration page where you will fill out specific information. (Please be certain you have completed the **PRODUCTION INFORMATION Tab** above.) Click SUBMIT.
4. You will now be taken to the Billing page. **If paying by credit card**, please complete the information and click submit. If paying by check, see the information at the bottom of the page for sending the payment.
5. You can always find your billing statements and payments under the **INVOICES** tab on your profile page.

Step 3: FloMarching Video Submission

Video Tutorials to Uploading to FloMarching

[Generic Upload Help Video](#)

[Account Setup Video](#)

[Video Encoding Setting](#)

[iPhone Camera Settings](#)

Step-by-Step video upload

After registering for an event, you will receive a **FloMarching Uploader Link** from USBands

Cut and paste that link into your browser. (See below for Video Tips)

It will take you to a login page. Log in with your account.

*(If you do not have a FloMarching Account, go to **FloMarching.com** and in the upper right hand corner of the page click on **Join Now**. You will be asked for an email address and a password. Click Join Now and you are done. You do not need to purchase a subscription.)*

Once you have logged in with your account you will be taken to **2021 Virtual Uploader** page. There are directions at the top of the page.

You will see directions to **upload your video**. Please title your video: Group Name – Show Title. The area to upload the video is at the bottom of the page. You may drag and drop or upload the file. **Be sure to use either an MP4 or .mov**. If you are using Adobe Premier or Final Cut Pro to edit, be sure to set your video encoder to H.264 before exporting. **DO NOT USE** anything entitled APPLE PRORES.

Your video will take a few moments to upload. Below the area you uploaded the video there will be a few areas to fill in. Several are drop down menus.

Please enter: (The information may be slightly different depending on what type of event you are entering)

Title - "Group Name – Show Title"

Please Enter your Unit Name then a dash and then the Show Title.

Doing this will make it easier for your parents and fans to find the video on FloMarching Please be certain to use this as the title of your video as well.

Description –

Here you can include hometown (City, State, Country) and any description you wish to provide. This will appear with your published video.

Division -

You will choose the Colorguard from the dropdown menu.

Age division (solo and ensemble only)

You may see Age Division, if so, please indicate the correct Age division.

Competition Status (not applicable to all Divisions)

You may see an area to choose Competitive or Exhibition. If so, please choose one.

Level – Select the correct class for your group

Once the video uploads you will see a thumbnail of it appear in this area.

Once the upload is done, you will click **COMPLETE**

You will see an **UPLOAD CONFIRMED** over your Thumbnail. (Please note – the **Preview** button will not work.)

Go to the email account with which you registered for FloMarching. You should **receive a confirmation email**. This email will have a preview link which will be functional.

TIPS:

Video Submission Tips: To help you ensure your video is ready for submission through the FloSports video uploader, please use the following guidelines prior to recording/uploading:

iPhone Users: Watch this quick video to ensure your phone camera settings are set up correctly BEFORE recording your video. [WATCH HERE](#)

If you do not have access to video editing software try using [Handbrake](#) to re-export the video file using the specifications below.

Video Editing Software Users:

- *Audio:* Each video must have an audio track to upload properly. If your video is without an audio track it will not upload properly.

Step 4: Upload Award Ceremony File

Each week we will use a photo of your Ensemble of Group for the Awards Ceremony. The image can be of the entire Ensemble or Group, Guard Captains, Student Leaders, Seniors or your choice of representative for your Ensemble/Group. You can upload the file below here for the Awards Ceremony.

- The link to upload your unit's "Award Ceremony Image" file is:
<https://drive.google.com/drive/folders/145NTHLybkkjLtIR5uJtFeIVctiTWB3oZ?usp=sharing>
- Please make sure to include the name of your school/group in this file.
- File should be uploaded by the Monday of your week of competition.
- Groups can upload separate files each week. Please include the date of the event in the file title.

CONTACT

USBands Operations Team

Sean King - Executive Director
610-314-7464 | sking@usbands.org

Eric Kitchenman - Adjudication
610-232-7562 | ekitchenman@usbands.org

Ginny Kraft - Participant Relations
610-379-2848 | vkraft@usbands.org

Lainey Braatz – Billing & Administration
925-215-0566 | lbraatz@usbands.org

FloMarching Customer Service
<https://support.floports.tv/>

MAIN Executive Board
maincolorguards@gmail.com